

Alabama Department of Senior Services

Jean W. Brown
Commissioner

Discussion Topics

I Agency Overview

II Program Highlights

III Fiscal Year 2024 Budget Request

IV Questions



Agency Overview





The Alabama Department of Senior Services (ADSS) serves as the State Unit on Aging and employs approximately 50 team members.

As a planning, development, and advocacy agency for senior and disabled Alabamians, ADSS advocates on behalf of its constituents and administers aging programs primarily through 13 Area Agencies on Aging (AAAs).

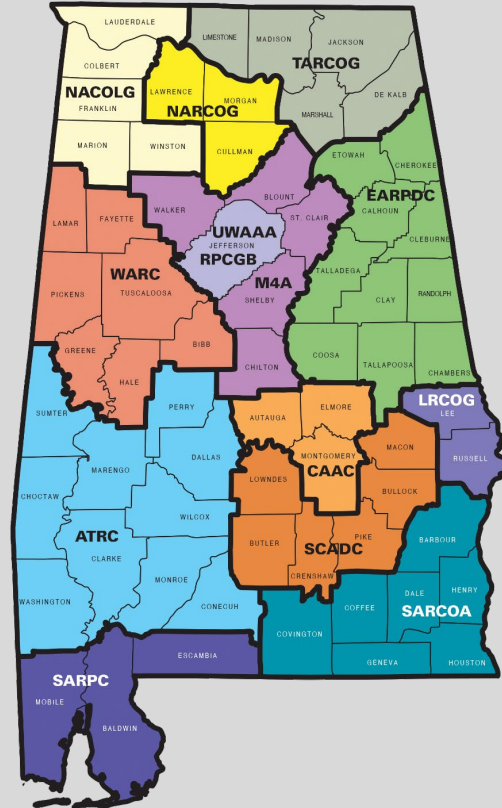
Alabama Senior Citizens served in Fiscal Year 2022:
187,581

*DSE for State Independent Living Council

*Lead Agency for Interagency Council for Prevention of Elder Abuse (ADSS Commissioner Chairs Council)

Area Agencies on Aging & Regional Councils of Government

- Alabama Tombigbee Regional Commission (ATRC)
- Central Alabama Aging Consortium (CAAC)
- East Alabama Regional Planning and Development Commission (EARPDC)
- Lee-Russell Council of Governments (LRCOG)
Middle Alabama Area Agency on Aging (M4A)
- Northwest Alabama Council of Local Governments (NACOLG)
- North Central Alabama Regional Council of Government (NARCOG)
- Southern Alabama Regional Council on Aging (SARCOA)
- South Alabama Regional Planning Commission (SARPC)
- South Central Alabama Development Commission (SCADC)
- Top of Alabama Regional Council of Governments (TARCOG)
- United Way Area Agency on Aging of Jefferson County (UWAAA)
- West Alabama Regional Commission (WARC)
- Regional Planning Commission of Greater Birmingham (RPCGB)



Our Mission

The mission of ADSS is to promote the independence and dignity of those we serve through a comprehensive and coordinated system of quality services.

Who do we serve?

While the traditional focus is on the more than 1 million Alabamians who are age 60 and older, others who are eligible for ADSS programs and services include:

- Caregivers of older people - *Alabama Cares, Alabama Lifespan Respite*
- Caregivers of people of any age with Alzheimer's disease or a related disorder with neurological and organic brain dysfunction – *Alabama Cares, Alabama Lifespan Respite*
- Grandparents or older individuals who are relative caregivers of children not more than 18 years of age or people of any age with a disability - *Alabama Cares, Alabama Lifespan Respite*
- People of any age who are residents of a long-term care (LTC) facility – *Alabama's Long-Term Care Ombudsman*
- People of any age with disabilities who qualify for the Medicaid Waiver Programs – *Medicaid Waiver Programs*
- Unemployed people age 55 or older who live at or below 125% of the federal poverty level - *SCSEP*
- Individuals age 55 or older or deemed disabled by the Social Security Administration and who are in the 24-month gap for Medicare with income below 200% of the federal poverty level and who have no prescription drug coverage - *SenioRx*



Program Highlights



Fiscal Year 2022 Program Highlights

Statewide Elderly Nutrition Program

- Served over 5.57 million meals through the Older Americans Act program
- Served over 2.2 million meals through the Medicaid Waiver program

SenioRx

- 6,825 individuals assisted
- \$43.5 million savings to older adults/disabled persons

Elder Justice Center

Opened Alabama's first Elder Justice Center in Shelby County

Alzheimer's & Dementia Initiatives

Continued to promote Dementia Friendly Alabama (DFA), a statewide program of dementia-friendly communities

Fiscal Year 2022 Program Highlights

Operating Agency for Medicaid Waiver Program

- Provides home and community-based services to those whose needs would otherwise require care in a nursing facility
- 11,946 participants served through our Elderly and Disabled Program

UAB Dental Initiative

- 8 events completed
- 193 participants served

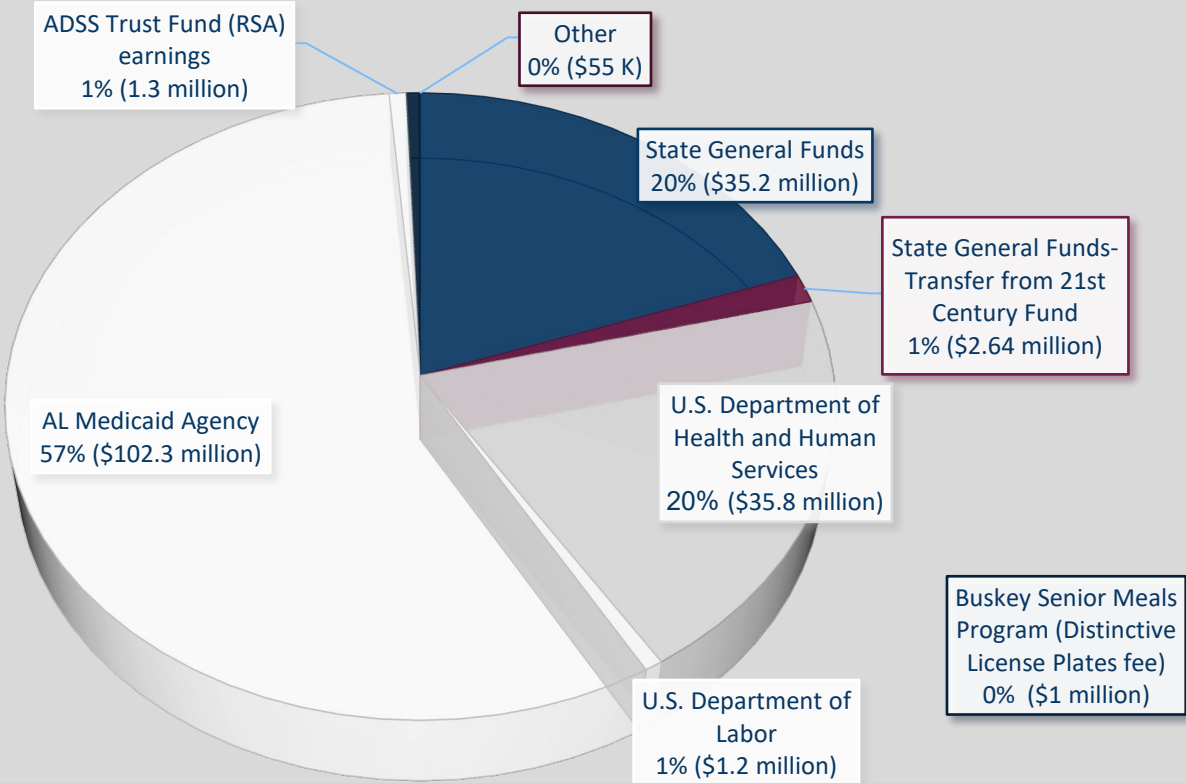
Caregiver Program

- 9,502 caregivers served
- 270,257 respite hours provided

Long-Term Care Ombudsman

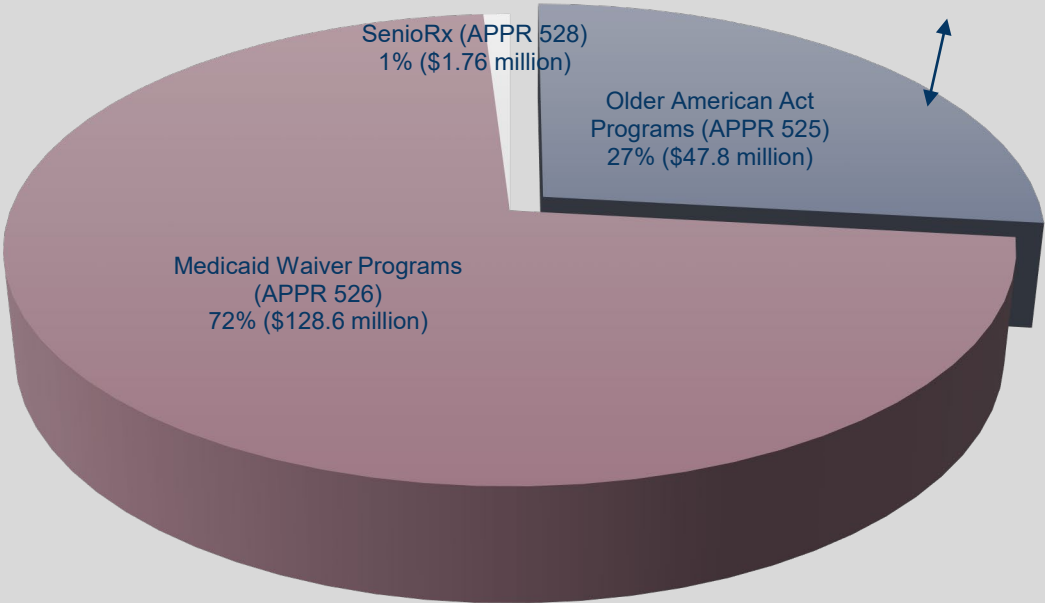
- 979 complaints addressed

Fiscal Year 2022 Source of Receipts- \$179,525,904



Fiscal Year 2022 Obligations By Appropriation

Elderly Nutrition Program accounted for \$24 million





Fiscal Year 2024 Budget Request



Fiscal Year 2024 Budget Request

**2024 State General
Funds Requested**

\$45,891,613

**2023 State
General Funds**

\$38,952,907

**Total State General
Funds Increase**

\$6,938,706

Total State General Fund Budget Increase \$6,938,706

**Personnel Costs
Increase: \$76,157**

Merit raises

Employee Benefits: \$93,130

Increases in FICA, retirement costs,
health insurance

**Elderly Nutrition Program:
\$5,669,419**

State General Funds needed to maintain
level meals (5.57 million ENP meals)



**Medicaid Waiver Services Program:
\$1,100,000**

State General Fund needed to
meet match requirements for
Medicaid Waiver Programs

Elderly Nutrition Program

During Fiscal Year 2022, ADSS entered an emergency contract with the current nutrition vendor for the period July 1, 2022 - June 30, 2023

ADSS is currently reviewing submitted proposals



ADSS released an RFP for a statewide nutrition vendor for a new 5-year contract period beginning July 1, 2023

- Includes option for 5 individual one-year extensions
- Maximum period 10 years

The proposed award date – March 2023

Request of \$5,669,419 to MAINTAIN level meals

From Fiscal Year 2019 to Fiscal Year 2022

- Meals served increased by 1.2 million meals to a total of 5.57 million meals

	Eligible Meals Served
FY 22	5,572,788
FY 21	5,573,041
FY 20	5,235,335
FY 19	4,350,945

One-Time COVID-19 Nutrition Funding

The increase in the number of meals was made possible as a result of Federal Stimulus funding to ADSS for the Title III Nutrition Program through FFCRA, CARES Act, CAA, and ARPA.

	FY 20	FY 21
FFCRA	\$ 2,824,840	
CARES Act	\$ 5,728,969	
CAA		\$ 1,778,947
ARP		\$ 9,061,939
TOTAL	\$ 8,553,809	\$ 10,840,886

Increase in ENP cost

Factors:

- Number of Meals served
- Meal prices
- Mix of meal types served

During PHE, Home Delivered meals increased significantly

	Total Nutrition Program Cost	Avg Cost per meal
FY 23 estimated	\$ 28,401,453	\$ 5.10
FY 22	\$ 24,167,320	\$ 4.34
FY 21	\$ 21,751,185	\$ 3.89
FY 20	\$ 20,042,076	\$ 3.77
FY 19	\$ 15,558,730	\$ 3.53

Annual Price Increase

Statewide Nutrition Vendor Contract allows for annual price increase based on CPI increase

	Historical Price Increase
FY22	4.70%
FY21	3.60%
FY20	3.10%
FY19	N/A - Start of Contract

Estimated Meal Costs for Fiscal Year 2024

\$30.1
Million

			FY 2024
Estimated Meal Cost (5.57 Million meals)			\$ 30,143,142
ESTIMATED FEDERAL SOURCES:			
FY 2024 Federal Title III Funding	\$	9,211,028	
FY 2024 Federal NSIP	\$	3,287,944	
Title III Prior Year Carryover	\$	2,593,442	
ARP Nutrition Funding Carryover	\$	2,205,446	
Available Federal Sources for Nutrition Program			\$ 17,297,860
ESTIMATED STATE SOURCES:			
State funds available	\$	6,175,863	
Buskey Meals Program	\$	1,000,000	
Available State Sources for Nutrition Program			\$ 7,175,863
Total Funding Available for Nutrition Program			\$ 24,473,723
Additional Amount Requested for FY 2024			\$ 5,669,419

Medicaid Waiver Services Program

Fiscal Year 2024 request of \$1.1 million additional funding

	FY 2024	
Medicaid Waiver Program Service Match (Negotiated Amount that ADSS pays)	\$ 26,289,395	
State Match on FSMA Fee - Personal Choices Program (50% match)	\$ 1,500,000	
State Administrative Program Match (25% or 50% match)	\$ 1,500,000	
Total State Funds Required		\$ 29,289,395
STATE SOURCES:		
SGF Appropriation (Level from FY 23)	\$ 24,031,809	
SGF Estimated carryover from FY 23	\$ 558,000	
Tobacco Funds Appr (based on past receipts)	\$ 2,400,000	
ASSTF Earnings used for match (based on past receipts)	\$ 1,200,000	
Total State Funds Available		\$ 28,189,809
Additional Amount Requested for FY 2024		\$ 1,099,586



IV Questions